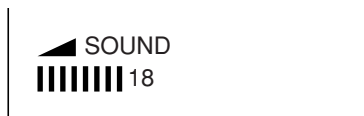


Special Function

The following special functions can be set up on this TV set.

(1) Volume Lock setting

With this function, a maximum sound volume limit can be set at any level.



(2) Tuning Lock setting

Once TUNING LOCK is switched on, further channel tuning (Pre-set) is not possible. The Channel Swapping function also is not possible.



(3) Music Mode setting

When Music Mode is ON, Programme position from "91" to "99" and "0" are set Music Mode. Only sound is provided and any picture is not on the screen under Music Mode.



(4) AV Start setting

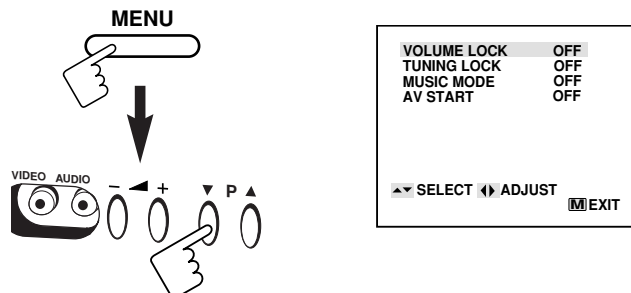
Set AV-START to ON and every time the TV set is switched on, AV position will be the initial programme position.



How to set the special function:

Note: When making the VOLUME LOCK setting, set the desired maximum sound volume by pressing the **VOLUME +** or **-** button before entering Special Function setting mode.


- 1 To enter into the special function setting mode, press and hold the **MENU** button of the remote control, then press the **PROGRAMME DOWN** button on the TV set.



- 2 Select an item of the special functions by pressing the **PROGRAMME UP** or **DOWN** button on the remote control or the TV set.



- 3 Set the selected special function "ON" by pressing the **VOLUME +** or **-** button. To cancel, set to "OFF".



- 4 Press the **MENU** button of the remote control to return to the normal TV mode.

