

## SAFETY MANUAL

### USING YOUR DIGITAL CAMERA SAFELY AND CORRECTLY

- Before using your camera, please read and understand these safety instructions as well as the instruction manual for your camera.
- Keep all manuals in a safe place for later reference.
- These safety instructions cover both the camera and its accessories. Depending on which product was purchased, the camera specifications and accessories may differ.

Printed in Indonesia  
1AG6P1P3079-- (0606CR-ID)

#### CAUTIONS CONCERNING BOTH CAMERA AND ACCESSORIES

##### WARNING

- **If a device makes a strange noise, emits a strange odor, or if smoke comes out from it, immediately turn off the power and proceed as follows**

- If a device is used under these conditions, it may cause a fire or electric shock.
- ① Turn off the device.
- ② When use the docking station or AC adaptor/charger, unplug the power cord from the power outlet.
- ③ Remove the battery.
- After completing these actions, wait to make sure no more smoke comes from the device. Then take it to the dealer for service. Do not try to repair or open the device yourself.

- **Do not use during a storm**

- To avoid the risk of being struck by lightning, do not use the devices during a thunderstorm. In particular, if used in an open field, you have an increased chance of being struck by lightning. Quickly seek refuge in a place that will protect you from lightning.

- **Keep the devices out of the reach of children**

- The following may happen if children play with the devices:
  - They may wrap the neckstrap around their neck and suffocate.
  - They may swallow the battery or other small parts. In such a case, consult a physician immediately.
  - They may damage their eyesight if the flash goes off too close to their eyes.
  - They may get hurt by the camera or other devices.

- **Do not disassemble or modify**

- It is dangerous to touch the inside of the devices. Doing so may cause a fire or electric shock.
- The camera, especially, incorporates high-voltage circuits.
- Any internal check, setting, or repair should be performed by the dealer.
- Do not use the AC adaptor as a direct current generator.



#### CAUTIONS CONCERNING THE CAMERA

##### WARNING

- **Do not use in water**



- This camera's splashproof properties are effective against splashes of fresh water, but not against immersion in water or splashes of salt water.
- If the inside of the camera gets wet, immediately turn it off and remove the battery pack. Then take it to a dealer for repair. Using the camera after it has been become wet may cause a fire, electric shock, or other accident.

- **Do not use while driving**



- Do not capture images, play back images, or watch the LCD monitor while driving a vehicle. Doing so may cause an accident.
- Be careful where you put down the camera inside an automobile. During sudden stops or turns it may fall behind the brake pedal and prevent braking.

- **Be aware of your surroundings when using the camera**



- Pay close attention to your surroundings when using the camera. Failure to do so may lead to an accident or injury.
- When using the camera while walking, be very careful of your surroundings and especially the traffic to avoid accidents.
- Do not use the camera inside an airplane or elsewhere where its use may be restricted. Doing so may cause an accident.

- **Do not place on an unstable surface**



- The camera may fall, resulting in damage to the camera or injury.
- If the camera has fallen and its body is damaged, turn it off, remove the battery pack, and take it to the dealer for repair. Using the camera after its body has been damaged may cause a fire or electric shock.

- **Do not look through the camera into the sun**



- Do not look through the camera at the sun or any other strong source of light. Doing so may seriously injure your eyes.

- **Do not use the flash close to a person's face**



- To prevent possible eye injury, do not use the flash near a person's face. If the flash is used close to a person's opened eyes, there is a risk that it may damage that person's eyesight. Especially with young children or babies, use the flash from a distance of at least 1 meter away.

- **Do not use where there is risk of explosion**



- Do not use the camera in a location where there is explosive gas, or any other flammable material in the air. Doing so may cause a fire or an explosion.

##### CAUTION

- **Cautions when carrying the camera**



- Do not walk around with the camera suspended from your neck or dangling from your wrist. It may hit other objects and get damaged. When walking around, hold the camera in your hand or place it in a pocket.
- Be careful not to drop the camera or subject it to strong shocks.
- Make sure direct sunlight does not hit the camera lens, as that may damage the internal parts. When not using the camera, be sure to always turn it off and confirm that the lens is covered.

- **If the camera is not going to be used for a long period of time**



- For safety's sake, remove the battery pack from the camera. This will prevent any possible excess heat or leakage of battery fluid that may result in injuries or damage to nearby objects.

- **Cautions during use and storage**



- This camera is a precision instrument. It should not be used or stored where there are extreme changes in temperature or humidity, or where it may be exposed to dust.

##### Operating environment:

- Temperature 0 to 40°C (32 to 104°F) (operation)  
-20 to 60°C (-4 to 140°F) (storage)
- Humidity 30 to 90% (operation, no condensation)  
10 to 90% (storage, no condensation)



- **Do not cover or wrap the camera in a cloth or blanket**

- It may generate heat and cause the casing to warp or cause a fire.

## CAUTIONS CONCERNING THE CHARGER

### DANGER



#### ■ Do not recharge a battery pack other than the specified battery pack

- Recharging a dry-cell battery or other type of rechargeable battery may cause excess heat, combustion, or leakage, and cause a fire, injuries, burns, or damage to nearby objects.



#### ■ Concerning the power cord

- The voltage rating for the power cord supplied with this camera conforms to the standards of the country in which the camera was sold.



#### ■ Do not get the docking station or AC adaptor/charger wet

- Make sure they do not get wet, as doing so may cause a fire or electric shock.
- Do not use them in a bathroom.
- If the docking station or AC adaptor/charger gets wet, immediately unplug it from the power outlet and remove the battery pack. Then contact the place of purchase. If used while wet, it may cause a fire, electric shock, or an accident.

### WARNING

#### ■ Cautions when plugging in the power cord

- Securely plug the power cord all the way into the power outlet. If the docking station or AC adaptor/charger is used with the power cord not fully plugged in, heat may be generated and cause a fire.
- Do not use if the power cord is damaged or cannot be correctly plugged into the power outlet. Using in this condition may cause a fire or electric shock.
- Do not allow dust, etc., to build up on the power cord or power outlet. A build-up of dust may cause a short circuit or generate heat and cause a fire. Use a dry cloth to remove dust or dirt build-up after unplugging the cord from the power outlet.
- When unplugging the power cord, be sure to hold the plug part and slowly pull it out of the power outlet. Pulling the cord portion may damage the power cord and cause a fire or electric shock.



#### ■ Do not damage the power cord

- Do not place heavy objects on the power cord. Do not place the power cord near a heat source. Do not excessively bend the power cord, modify it, or secure it with staples. Doing so may damage the power cord and cause a fire or electric shock.
- If the power cord is damaged, or if it does not plug properly into the docking station, AC adaptor/charger or wall outlet, contact the place of purchase.



#### ■ Cautions concerning the power cord

- Do not leave the power cord plugged into an electrical outlet while the other end is not plugged into the AC adaptor/charger. The loose end can cause electrocution if touched with wet hands or if handled by children.
- Use only the supplied power cord. If a different power cord is used, it may be rated for a different current load, and that may cause a fire.
- The supplied power cord is for exclusive use with the AC adaptor/charger supplied with your camera. Do not use it with other devices, as doing so may cause a fire or electric shock.
- Do not use a bundled power cord, as the heat generated may cause a fire.



#### ■ Do not touch the power cord plug with wet hands

- Doing so may cause an electric shock.



### CAUTION

#### ■ Do not place on an unstable surface

- If it may fall, resulting in damage or injury.
- If it falls and the body is damaged, remove the battery pack and contact the place of purchase. If used while damaged, it may cause a fire, electric shock, or other damage.



#### ■ Other cautions

- Use only the supplied or specified AC adaptor/charger with your camera.
- If an AC adaptor/charger other than the one specified is used, it may damage the camera and cause a fire or electric shock. Use the supplied or specified AC adaptor/charger only with the specified camera. Do not connect to other cameras, as doing so may result in damage.



#### ■ Cautions during use and storage

- Do not use or store close to a heat source (close to a stove or heater) or leave it exposed to direct sunlight, as doing so may result in defective operation or damage.



#### Operating environment:

- Temperature 0 to 40°C (32 to 104°F) (charging)  
-20 to 60°C (-4 to 140°F) (storage)
- Humidity 10 to 80% (charging and storage)



- To avoid the danger of possible fire, be sure to remove the power cord from the power outlet before leaving home for a trip or if otherwise the devices will not be used for a long time.

## CAUTIONS CONCERNING THE CARD

### CAUTION

#### ■ Cautions concerning the card





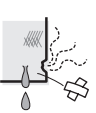














- Immediately after use, the card will be very hot. Before removing the card, turn off the camera and wait for the temperature to cool down.
- Keep out of the reach of children. Young children may put the card in their mouth and choke or cause some other unexpected injury or accident.



#### ■ Cautions when handling the cards

- The cards are precision devices. Do not bend, drop, or subject them to strong forces or shocks.
- Avoid using or storing the cards in places with extremely high or low temperatures, subject to direct sunlight, in a completely closed vehicle, near air conditioners or heaters, or in humid or dusty locations.
- Avoid using or storing the cards in locations where strong static electrical charges or electrical noise can be easily generated.
- Do not allow the edges of the cards to become contaminated with foreign materials. Gently wipe away any contamination with a soft, dry cloth.
- Do not carry the cards in trouser pockets, as the cards may become damaged when you sit down or make other movements that may apply force.
- Before using a new card or a card that was used in other equipment, be sure to format it using the camera. Please see the Instruction Manual for information regarding how to format the card.
- When buying commercially available products, carefully read the instructions and warnings that come with the card.

## CAUTIONS CONCERNING THE BATTERY

<b>SAFETY PRECAUTIONS</b>		Battery type and danger level (Note: The cautionary notes differ depending on the model you purchased. Please check the safety precautions corresponding to your model.)		
		Rechargeable Li-ion battery pack 	Alkaline batteries 	Lithium battery for remote control unit 
	<p>■ <b>Use only batteries manufactured by SANYO</b></p> <ul style="list-style-type: none"> <li>Do not use batteries other than the specified model numbers from SANYO. Especially for safety purposes, do not use imitation products. If dry-cell batteries or other rechargeable batteries are used, the batteries may generate heat, rupture, or leak and result in fire, injury, burns or damage to surroundings.</li> </ul>	<b>DANGER</b>	—	
	<p>■ <b>If there is leaking, discoloration, change of shape, rise in temperature, damaged exterior, strange odor or any other abnormal condition, immediately discontinue use and remove the battery from the camera, taking care to keep it well away from fire</b></p> <ul style="list-style-type: none"> <li>Continuing to use the battery under any of these conditions may result in fire, injury, explosion or other serious damage.</li> <li>If battery fluid is leaking, placing the battery in close proximity to a fire or other heat source may ignite the battery fluid and result in fire, damage, eruption of battery fluid, or smoke fumes.</li> </ul>	<b>DANGER</b>		<b>WARNING</b>
	<p>■ <b>Do not transform, take apart, or modify</b></p> <ul style="list-style-type: none"> <li>Any modification, by transforming, disassembling, or directly soldering to the battery, etc., will possibly cause the battery to catch fire, explode, or leak or spew battery fluid.</li> </ul>	<b>DANGER</b>	<b>WARNING</b>	
	<p>■ <b>Do not connect the (+) and (-) terminals with a wire or other metal implement. Do not carry loose or keep with necklaces, hairpins, etc.</b></p> <ul style="list-style-type: none"> <li>Doing so may result in a short circuit, high voltage flow, fire, explosion, leaking or spewing battery fluid, or heat generation. Metal such as a wire or necklace, etc. may cause heat to be generated.</li> </ul>	<b>DANGER</b>	<b>WARNING</b>	
	<p>■ <b>Do not throw the battery in the fire or subject it to heat</b></p> <ul style="list-style-type: none"> <li>Doing so may cause the insulation to melt, damage the gas discharge valve and safety mechanisms, or ignite the battery fluid, resulting in fire or explosion.</li> </ul>	<b>DANGER</b>	<b>WARNING</b>	
	<p>■ <b>Do not drop, hit, or submit the battery to strong shocks</b></p> <ul style="list-style-type: none"> <li>If the safety mechanisms and protective devices are broken, an abnormal chemical reaction may occur inside the battery, or cause the battery to catch fire, explode, leak or spew battery fluid, or generate heat.</li> </ul>	<b>DANGER</b>	<b>WARNING</b>	
	<p>■ <b>Do not allow the battery to come into contact with fresh or salt water, or allow the terminals to become wet</b></p> <ul style="list-style-type: none"> <li>If the safety mechanisms and protective devices are damaged by corrosion, an abnormal chemical reaction may occur inside the battery, or cause the battery to catch fire, explode, leak or spew battery fluid, or generate heat.</li> </ul>	<b>DANGER</b>	<b>WARNING</b>	
	<p>■ <b>Use only the supplied or specified docking station and AC adaptor/charger</b></p> <ul style="list-style-type: none"> <li>If another charger is used, the battery pack may be overcharged, or recharged with an abnormal voltage, causing an abnormal chemical reaction to occur, or cause the battery pack to catch fire, explode, leak or spew battery fluid, or generate heat.</li> </ul>	<b>DANGER</b>	—	
	<p>■ <b>Use the battery pack only in the specified device</b></p> <ul style="list-style-type: none"> <li>If the battery pack is used in a device other than that specified, it may cause an abnormal voltage flow, or cause the battery pack to catch fire, explode, leak or spew battery fluid, or generate heat.</li> </ul>	<b>DANGER</b>	<b>WARNING</b>	
	<p>■ <b>Do not peel or damage the outer casing</b></p> <ul style="list-style-type: none"> <li>Damaging the outer case, inserting nails, hitting with a hammer, stepping on the battery pack, etc. may cause a short circuit inside the battery or cause the battery pack to catch fire, explode, leak or spew battery fluid, or generate heat.</li> </ul>	<b>DANGER</b>	<b>WARNING</b>	
	<p>■ <b>If the battery is leaking and the battery fluid gets on your skin or clothing, immediately rinse with clean water</b></p> <ul style="list-style-type: none"> <li>If the battery fluid gets into your eyes, you risk losing your eyesight. Immediately rinse your eyes with clean, running water, and seek medical attention right away. Any battery fluid that comes into contact with your skin or clothing may harm your skin. Immediately rinse the area with clean, running water.</li> </ul>	<b>DANGER</b>	<b>WARNING</b>	
	<p>■ <b>Insert the battery correctly, as indicated</b></p> <ul style="list-style-type: none"> <li>When installing the battery, pay attention to the indicated polarity (+ and -), and insert it correctly.</li> <li>If the battery pack is installed with the wrong orientation, it may cause an abnormal chemical reaction while in the charger, an abnormal voltage flow when it is used, or cause the battery to catch fire, explode, leak or spew battery fluid, or generate heat.</li> </ul>	<b>DANGER</b>	<b>WARNING</b>	
	<p>■ <b>Always stop the recharging after the prescribed recharge time, even if the battery pack is not fully charged</b></p> <ul style="list-style-type: none"> <li>If you continue to recharge the battery pack, it may cause the battery pack to catch fire, explode, leak or spew battery fluid, or generate heat.</li> </ul>	<b>WARNING</b>	—	
	<p>■ <b>Charge the battery pack before using it</b></p> <ul style="list-style-type: none"> <li>Always recharge the battery pack before using it for the first time, or when using it after it has been kept in storage for a long time. During recharging, the battery pack may be warm. This is normal and does not indicate a malfunction.</li> </ul>	<b>CAUTION</b>	—	
	<p>■ <b>Note concerning the battery after use</b></p> <ul style="list-style-type: none"> <li>When removing the battery, turn off the camera and allow the battery to cool down before removing it.</li> </ul>	<b>CAUTION</b>		—
	<p>■ <b>Disposal of and recycling the battery</b></p> <ul style="list-style-type: none"> <li>When disposing of used batteries, please consult the laws and regulations in your area for proper battery disposal.</li> <li>Lithium-ion batteries: To conserve the environment and for efficient use of natural resources, please discharge the used battery, cover the (+) and (-) terminals with tape and recycle the insulated battery.</li> </ul>	<b>CAUTION</b>		

# CAUTIONS CONCERNING THE BATTERY



## General precautions concerning the batteries (when using alkaline batteries)

- Use only alkaline batteries or other specified batteries in this camera. **Manganese batteries cannot be used, as they have a short battery life and may overheat, causing damage to the digital camera.**
- Use of an alkaline battery together with a Ni-Cd battery, or a new battery with an old or consumed battery, may generate heat or cause the batteries to leak, resulting in fire, injury or burns, or damage to the camera and any other nearby object.
- Use of batteries without protective casings or other inferior products may cause a fire, injury, or burns.
- Do not attempt to recharge dry-cell batteries.
- If the digital camera is not going to be used for a long period of time, remove the batteries and store them in a cool place. (When the batteries are removed for a long period, the time and date settings will be cleared.)
- If using rechargeable batteries instead of alkaline batteries, use after fully recharging with the exclusive battery charger. Be sure to read and understand the instruction manuals that may come with the batteries you purchase, as well as the instruction manual for the battery charger, before use.

## FOR CORRECT USE OF YOUR CAMERA

### Cautions before capturing important images

- Before capturing important images, make sure that the camera is operating properly and in condition to capture the images properly.
- Sanyo Electric shall not be held responsible for any losses that result from images that could not be recorded, are erased, destroyed, or damaged in any way due to a problem with the camera, any of its accessories, or its software.

### Caution concerning copyrights

- The images you capture with your camera are for your own private use; any other use may violate the rights of copyrights owners.
- Please note that photography may be restricted at stage performances, shows or exhibitions, even in presentations whose purpose is entertaining or amusing individuals.
- Also note that images that are intended to be copyrighted cannot be used outside those limits defined by the regulations of the relevant copyright laws.

### Cautions when cleaning the camera

#### Cleaning procedure

- 1 Turn off the camera and remove the battery pack. (For safety, remove the power cord plug of the AC adaptor from the power outlet.)
- 2 Remove the dirt with a soft cloth.

If the camera is extremely dirty,

- 3 Wipe with a soft cloth moistened with a mild detergent diluted with water and wrung dry.

#### CAUTION

- Do not use benzene or thinner products to clean the camera. Doing so may cause deformation, discoloration, or paint peeling. When using a chemically treated cloth, carefully read its instructions and warnings.
- Do not spray insecticides or volatile sprays on the camera. Do not let rubber or vinyl objects contact the camera for a long period. They may cause deformation, discoloration, or paint peeling.

### Caution concerning the battery pack

- Periodically clean with a dry cloth the terminals (contacts) of the battery pack. Do not touch the battery terminals with your bare hands. Doing so will allow contaminants from your hands to adhere to the terminals and oxidize, increasing the contact resistance. If the contact resistance increases, the usable life of the batteries will diminish.

### Caution when cleaning the lens

- If the lens gets dirty, use a commercially available air blower or a cleaning cloth for photographic equipment to clean it.

### When not using the camera for a long period

- Remove the battery pack. However, when the battery pack is removed for a long time, the camera functions may begin to not work properly. Periodically reinstall the battery pack and check the camera functions.
- If the battery pack is left in the camera, a small amount of power is still used even if the camera is turned off. If a rechargeable battery pack is left in the camera for a long period, it may become completely discharged and lose its ability to be recharged again.

### Cautions concerning use and storage of the rechargeable Li-ion battery pack

- **Temperature when using or recharging: 0 to 40°C (32 to 104°F)**
- **Do not use, recharge, store or leave the battery pack near fire or inside a car exposed to the hot sun, etc. (locations in which the temperature reaches 60°C [140°F] or higher).**
- At high temperatures, the safety mechanisms and protective devices inside the battery pack may be damaged by corrosion, causing an abnormal chemical reaction to occur, or cause the battery pack to catch fire, explode, leak or spew battery fluid, or generate heat. If the safety mechanisms and protective devices are damaged, the battery pack will become unusable.
- An environment with extremely high or low temperatures will cause the battery capacity to deteriorate and shorten the usable time, and may even shorten the battery life.
- Avoid storing the battery pack with it near full charge. It is recommended to store the battery pack when it is near fully discharged.
- If the battery pack is completely discharged, it may become unable to be recharged again. To avoid this, charge the battery pack for at least five minutes every six months.
- **Storage temperature: -10 to 30°C (14 to 86°F)**  
When not using the battery pack, remove it from the camera and store at -10 to 30°C (14 to 86°F) in a place with no condensation.
- **Humidity: 10% to 90% (no condensation)**

### Cautions concerning condensation

- Using the camera with condensation inside it may damage the camera.

#### If condensation seems likely to form

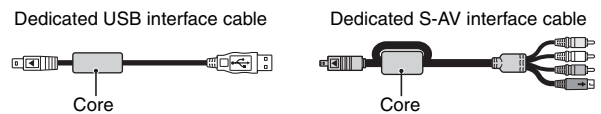
- Place the camera in a plastic bag and seal it, and then wait until the camera has reached the ambient temperature.

#### Be careful of condensation under the following conditions

- When moving the camera suddenly from a cold place to a warm place.
- When the ambient temperature changes drastically, such as when a heater is turned on to quickly heat the room.
- When the camera is placed in the path of cool air from an air conditioner.
- When the camera is placed in a location of high humidity.

### Caution concerning undesired interference

- The camera may create undesired interference if used close to a television or radio. To avoid this type of interference, make sure the cores on the supplied cables are not removed.



- \* The type (shape) and quantity of cable(s) supplied may differ depending on which product was purchased.
- If the docking station or AC adaptor/charger is used in close proximity to a radio or TV set, it may cause interference such as static in AM broadcast signals or noise in the TV image. In this case, increase the distance between the radio or TV and the device.




### Caution concerning magnetism (for cameras with a speaker)

- Do not place credit cards, bank cards, floppy disks, or other items that may be damaged by magnetic fields near the speaker. Data may be lost or the magnetic strips on cards may be damaged.

### Cautions concerning data storage

- It is recommended that any important data be copied onto a separate media (such as a hard disk, MO disk, or CD-R disk).
- Stored data may be lost (or corrupted) in cases such as those listed below.
- Sanyo Electric will not be held responsible for any damage or lost profits arising from the loss of data.
  - If the card is used incorrectly.
  - If the card is not inserted correctly into the camera.
  - If the card is subjected to electrical or mechanical shocks or other forces.
  - If the card is removed from the camera or if the camera is turned off during reading or writing operations.
  - If the card has reached the end of its usable life.

### Caution concerning high temperatures

- During shooting, when the internal temperature of the camera becomes high, the  icon will appear on the LCD monitor. When the  icon appears, it is still possible to capture and play back images for a while. However, if the temperature rises further, it will become impossible to record (although playback will still be possible). In this case, discontinue shooting as soon as possible, and wait until the temperature falls before using the camera again. Note that particularly when recording video clips, soon after the  icon appears, the remaining recording time indication will appear, and when that figure becomes 00:00:00, further recording is impossible.